

# The Health Care Workforce

## IN THE PIEDMONT TRIAD

### Health Care Employment



### Major Health Care Employers



Source: The Business Journal, Major Triad Employers

### Top Occupations

Occupations	Employment (2018, Q4)	Avg Annual Wage	Employment Change (2013-2018)
Registered Nurses	18,387	\$63,200	2,391
Nursing Assistants	10,242	\$25,300	686
Home Health Aides	5,236	\$24,100	321
Licensed Practical and Licensed Vocational Nurses	3,586	\$42,900	153
Medical Assistants	3,392	\$33,000	17
Pharmacy Technicians	2,331	\$29,600	126
Pharmacists	1,726	\$125,500	126
Phlebotomists	1,568	\$30,900	127
Radiologic Technologists	1,560	\$58,500	172
Physicians and Surgeons, All Other	1,539	\$247,000	45
Medical and Clinical Laboratory Technologists	1,522	\$49,000	129
Dental Assistants	1,479	\$39,600	102
Medical and Clinical Laboratory Technicians	1,425	\$48,900	102
Physical Therapists	1,156	\$89,300	92
Emergency Medical Technicians and Paramedics	1,126	\$33,200	23

Source: JobsEQ, 2018, Quarter 4

### Degrees Conferred



2-year certificates/awards



4-year certificates/awards



postgraduate degrees/awards

Source: JobsEQ, 2016-2017 Awards and degree completions



416 Gallimore Dairy Rd, Suite M, Greensboro, NC 27409  
336.668.4556 | [piedmonttriadnc.com](http://piedmonttriadnc.com)

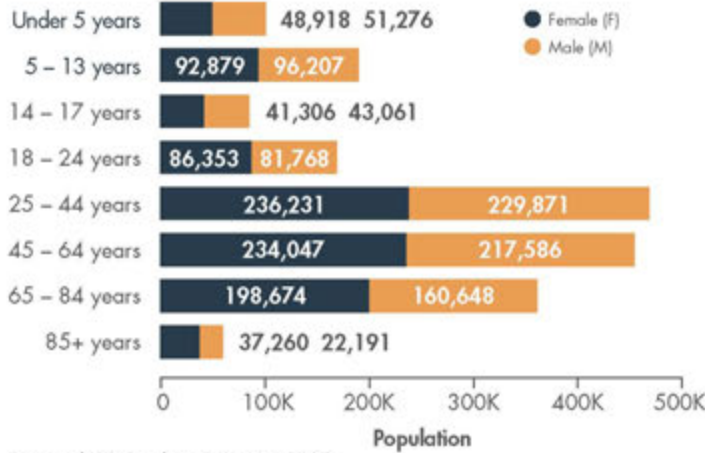


# Regional Workforce

Total Population  1,690,222

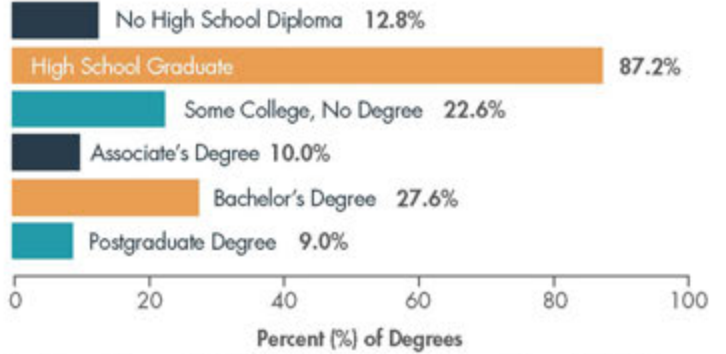
Source: American Community Survey 2013-2017

## Population by Age & Sex



Source: JobsEQ, Population Projections, 2017.

## Educational Attainment



Based on population ages 25-64: 880,691. Source: American Community Survey 2013-2017

## Labor Force

(61.1% Participation Rate)



February 2009  
10.9% Unemployment



February 2014  
6.9% Unemployment

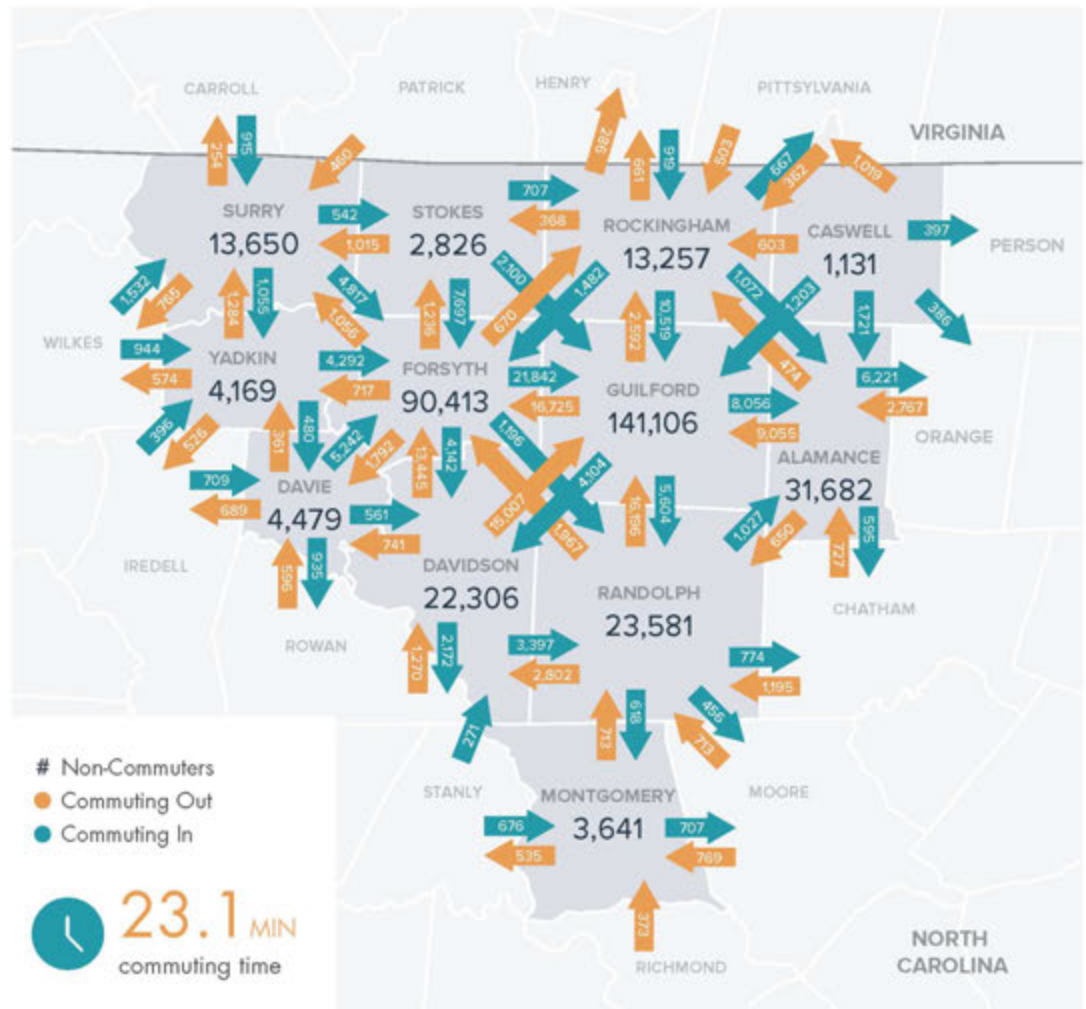


February 2019  
4.1% Unemployment

Source: American Community Survey 2013-2017; JobsEQ, Local area unemployment statistics

## Mean Commute Time and Patterns

Commuter totals less than 250 are not shown in the map below.



# The Transportation & Logistics Workforce

## IN THE PIEDMONT TRIAD

### Transportation & Logistics Employment



### Major Transportation & Logistics Employers



Source: The Business Journal, Major Triad Employers

### Top Occupations

Occupations	Employment (2018, Q4)	Avg Annual Wage	Employment Change (2013-2018)
Laborers and Freight, Stock, and Material Movers, Hand	19,156	\$26,700	1,795
Heavy and Tractor-Trailer Truck Drivers	12,809	\$43,800	1,063
Packers and Packagers, Hand	5,797	\$24,100	411
Light Truck or Delivery Services Drivers	5,441	\$32,800	588
Industrial Truck and Tractor Operators	4,241	\$31,700	362
First-Line Supervisors of Helpers, Laborers, and Material Movers, Hand	1,178	\$53,100	102
First-Line Supervisors of Transportation and Material-Moving Machine and Vehicle Operators	1,130	\$53,100	94
Machine Feeders and Offbearers	659	\$26,900	38
Crane and Tower Operators	211	\$47,500	21
Conveyor Operators and Tenders	142	\$31,800	18

Source: JobsEQ, 2018, Quarter 4

### Degrees Conferred

**167**

2-year certificates/awards

**14**

4-year certificates/awards

Source: JobsEQ, 2016-2017 Awards and degree completions



416 Gallimore Dairy Rd, Suite M, Greensboro, NC 27409  
336.668.4556 | [piedmonttriadnc.com](http://piedmonttriadnc.com)



# The Production Workforce

## IN THE PIEDMONT TRIAD

### Production Employment



### Major Production Employers



Source: The Business Journal, Major Triad Employers

### Top Occupations

Occupations	Employment (2018, Q4)	Avg Annual Wage	Employment Change (2013-2018)
Team Assemblers	8,950	\$29,000	1,352
FirstLine Supervisors of Production & Operating Workers	4,789	\$58,100	316
Inspectors, Testers, Sorters, Samplers, & Weighers	4,455	\$32,900	274
Helpers-Production Workers	4,266	\$27,100	306
Packaging & Filling Machine Operators & Tenders	3,077	\$38,100	8
Spraying Machine, Multiple Machine (Metal/Plastic) and Sawing Machine Setters (Wood), Operators, & Tenders	2,810	\$33,866	280
Welders, Cutters, Solderers, & Brazers	2,577	\$38,100	422
Machinists	2,289	\$41,700	292
Textile Winding, Twisting, & Drawing Out Machine Setters, Operators, & Tenders	2,285	\$28,100	78
Molding, Coremaking, & Casting Machine Setters, Operators, & Tenders, Metal & Plastic	2,092	\$30,600	376
Assemblers & Fabricators, All Other	1,869	\$29,000	231
Upholsterers	1,841	\$34,300	129
Cutting, Punching, & Press Machine Setters, Operators, & Tenders, Metal & Plastic	1,698	\$30,900	201
Printing Press Operators	1,593	\$36,700	29
Woodworking Machine Setters, Operators, & Tenders, Ex. Sawing	1,537	\$28,700	204
Cabinetmakers & Bench Carpenters	1,400	\$30,800	149
Paper Goods Machine Setters, Operators, & Tenders	1,176	\$33,400	148
Mixing & Blending Machine Setters, Operators, & Tenders	1,138	\$38,800	32

Source: JobsEQ, 2018, Quarter 4

### Degrees Conferred



Source: JobsEQ, 2016-2017 Awards and degree completions

# The Professional Workforce

## IN THE PIEDMONT TRIAD

### Professional Employment



### Major Professional Employers



Source: The Business Journal, Major Triad Employers

### Top Occupations

Occupations	Employment (2018, Q4)	Avg Annual Wage	Employment Change (2013-2018)
General and Operations Managers	9,467	\$130,600	553
Accountants and Auditors	5,647	\$76,300	402
Human Resources Specialists	2,692	\$58,400	27
Financial Managers	2,655	\$149,000	57
Market Research Analysts and Marketing Specialists	2,351	\$68,700	63
Construction Managers	2,064	\$103,800	244
Claims Adjusters, Examiners, and Investigators	1,791	\$59,900	155
Purchasing Agents, Except Wholesale, Retail, and Farm Products	1,488	\$61,200	109
Industrial Production Managers	1,316	\$104,700	64
Sales Managers	1,296	\$148,800	53
Training and Development Specialists	1,223	\$57,000	22
Property, Real Estate, and Community Association Managers	1,195	\$72,700	113
Chief Executives	1,150	\$217,700	66
Cost Estimators	1,150	\$61,200	168
Administrative Services Managers	860	\$100,300	20
Wholesale and Retail Buyers, Except Farm Products	705	\$61,100	27
Human Resources Managers	627	\$124,400	12
Purchasing Managers	392	\$117,700	17

Source: JobsEQ, 2018, Quarter 4

### Degrees Conferred



Source: JobsEQ, 2016-2017 Awards and degree completions